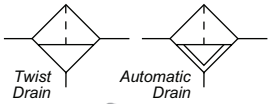


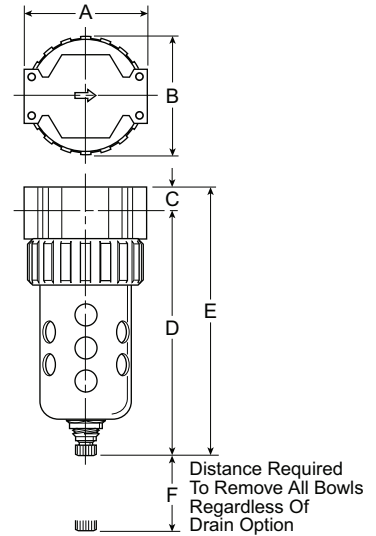


06F Filters – Compact



Features

- Excellent water removal efficiency.
- Unique deflector plate and shroud creates a swirling of the air stream ensuring maximum water and dirt separation.
- Large filter element surface guarantees low pressure drop and increased element life.
- Optional Push 'N' Drain requires only fingertip touch to drain. Optional automatic float drain available.
- Shown with recommended metal bowl guard.
- High Flow: 1/4" – 53 SCFM[§]
3/8" – 80 SCFM[§]
1/2" – 85 SCFM[§]



Port Size	NPT	
	Twist Drain	Automatic Float Drain
Poly Bowl [‡] / Metal Guard		
1/4"	06F12A*	06F16A*
3/8"	06F22A*	06F26A*
1/2"	06F32A*	06F36A*
Metal Bowl / Sight Gauge		
1/4"	06F14A*	06F18A*
3/8"	06F24A*	06F28A*
1/2"	06F34A*	06F38A*

06F Filter Dimensions		
A 2.81 (71)	B 2.74 (70)	C .53 (13)
D 5.69 (145)	D† 5.74 (146)	E 6.22 (158)
E† 6.27 (159)	F 2.25 (57)	

Inches (mm)

† With Automatic Float Drain

Standard part numbers shown bold.

For other models refer to ordering information below.

[‡] For polycarbonate bowl see Caution on page A2.

[§] SCFM = Standard cubic feet per minute at 90 PSIG inlet and 5 PSIG pressure drop.

Ordering Information



Port Size	Bowl Options		Elements	Engineering Level	Options	Port Type
1 1/4 Inch	<u>Polycarbonate Bowl</u>	<u>Metal Bowl</u>	A 40 Micron	* Will be Entered at Factory	Blank None P Differential Pressure Indicator	Blank NPT 1* BSPP 2 BSPT
2 3/8 Inch	1 Twist Drain	3 Twist Drain	B 5 Micron			
3 1/2 Inch	2 Metal Bowl Guard / Twist Drain	4 Sight Gauge / Twist Drain	Z Adsorber			
	5 Auto Float Drain	7 Auto Float Drain				
	6 Metal Bowl Guard / Auto Float Drain	8 Sight Gauge / Auto Float Drain				

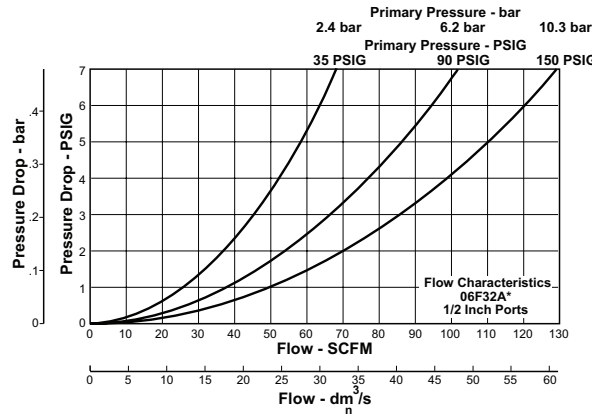
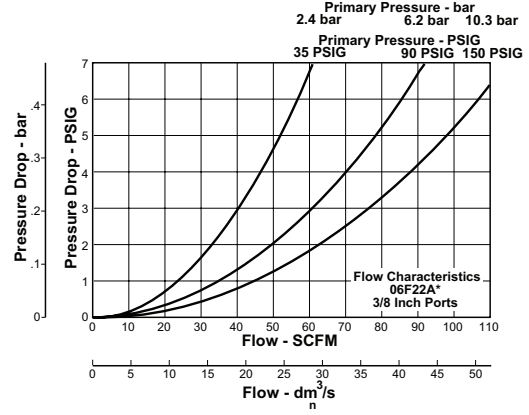
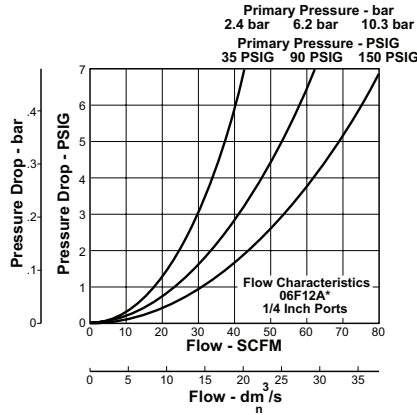
* 1/4 & 3/8 inch meet ISO 1179-1 Standard.

BOLD ITEMS ARE MOST POPULAR.





Technical Information



06F Filter Kits & Accessories

- Bowl Guard Kit PS705P
- Bowl Kits –
 - Poly Bowl –
 - Automatic Float Drain PS722P
 - Twist Drain PS732P
 - Metal Bowl –
 - Automatic Float Drain PS726P
 - Twist Drain PS734P
 - Sight Gauge / Automatic Float Drain PS723P
 - Sight Gauge / Twist Drain PS735P
- DPI Replacement Kit PS781P
- Drain Kits –
 - Automatic Float Drain PS506P
 - Semi-Auto Drain PS511P
 - Twist Drain PS512P
 - Push 'N' Drain PS513P
- Filter Element Kits –
 - 40 Micron PS701P
 - 5 Micron PS702P
 - Adsorber PS731P
- Mounting Bracket Kit PS743P
- Sight Gauge Kit PS914P

Specifications

- Bowl Capacity 4.4 Ounces
- Sump Capacity 1.75 Ounces
- Port Threads 1/4, 3/8, 1/2 Inch

Pressure & Temperature Ratings –

- Without Differential Pressure Indicator:
 - Polycarbonate Bowl – 0 to 150 PSIG (0 to 10.3 bar)
32°F to 125°F (0°C to 52°C)
 - Metal Bowl – 0 to 250 PSIG (0 to 17.2 bar)
32°F to 175°F (0°C to 80°C)
- With Differential Pressure Indicator: 0 to 150 PSIG (0 to 10.3 bar)
32°F to 125°F (0°C to 52°C)
- Automatic Float Drain – 15 to 250 PSIG (1.0 to 17.2 bar)

Weight 1.4 lb. (0.6 kg)

Materials of Construction

- Body Zinc
- Bowls Transparent Polycarbonate or Metal (Zinc) With or Without Sight Gauge
- Bowl Guards Steel
- Collar Plastic
- Deflector, Shroud & Baffle Plastic
- Drains –
 - Twist Drain – Body & Nut Plastic
 - Push 'N' Drain –
 - Body Nitrile
 - Stem Brass
 - Automatic Float Drain – Housing, Float Plastic
 - Seals Nitrile
 - Springs, Push Rod Stainless Steel

Filter Elements –

- 40 Micron (Standard) Plastic
- 5 Micron (Optional) Plastic
- Adsorber (Optional) Activated Charcoal

Seals Nitrile

Sight Gauge Polyamide

