


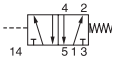
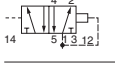


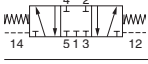
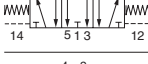

Solenoid or air pilot actuation. Vacuum to 10 bar heavy duty applications.




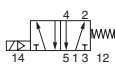
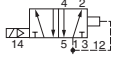


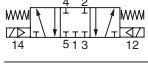
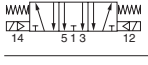
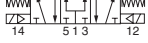
- Size HA and HB (26mm and 18mm)
- Heavy duty and corrosion resistant body
- Internal led & rectifier
- Internal or external pilot supply with same valve
- M12 common wiring

Operation information		
Working pressure :	2,0 to 10 bar	
Working temperature :	-15 to +50°C	
	Size 02	Size 01
Flow (Qmax.) :	10,8 l/s	25,3 l/s
Flow (Qn) :	6,5 l/s	15,3 l/s

**Isys ISO 15407-1 - Sizes 02 & 01
Pneumatic remote pilot operated
Oriented side 14, LED & Surge suppressor**

	Symbol	Description	Size	Weight (g)	Order code
		5/2 Air pilot - Spring return	02 - 18 mm	150	HBFWX000XXA
			01 - 26 mm	250	HAFWX000XXA
		5/2 Air pilot - Differential	02 - 18 mm	150	HB3WX000XXA
			01 - 26 mm	250	HA3WX000XXA
HB 18 mm		5/2 Double air pilot	02 - 18 mm	165	HB4WX000XXA
			01 - 26 mm	265	HA4WX000XXA
		5/3 Closed Center (APB)	02 - 18 mm	165	HB8WX000XXA
			01 - 26 mm	265	HA8WX000XXA
		5/3 Vented Center	02 - 18 mm	165	HB9WX000XXA
			01 - 26 mm	265	HA9WX000XXA
HA 26 mm		5/3 Pressurised Center	02 - 18 mm	165	HB0WX000XXA
			01 - 26 mm	265	HA0WX000XXA

**Isys ISO 15407-1 - Sizes 02 & 01
With 24 Vdc / 1 W built-in coil - Integrated M12 connector
Oriented side 14, LED & Surge suppressor**

	Symbol	Description	Size	Weight (g)	Order code
		5/2 Air pilot - Spring return	02 - 18 mm	150	HBEXWBG2G9000FA
			01 - 26 mm	250	HAEXWBG2G9000FA
		5/2 Air pilot - Differential	02 - 18 mm	150	HB1WXBG2G9000FA
			01 - 26 mm	250	HA1WXBG2G9000FA
HB 18 mm		5/2 Double air pilot	02 - 18 mm	165	HB2WXBG2G9000FA
			01 - 26 mm	265	HA2WXBG2G9000FA
		5/3 Closed Center (APB)	02 - 18 mm	165	HB5WXBG2G9000FA
			01 - 26 mm	265	HA5WXBG2G9000FA
		5/3 Vented Center	02 - 18 mm	165	HB6WXBG2G9000FA
			01 - 26 mm	265	HA6WXBG2G9000FA
HA 26 mm		5/3 Pressurised Center	02 - 18 mm	165	HB7WXBG2G9000FA
			01 - 26 mm	265	HA7WXBG2G9000FA

Heavy duty valve. Solenoid or air pilot. Vacuum to 10 bar. Wide choice of electrical connections.

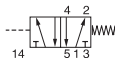
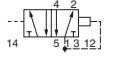

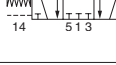
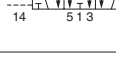
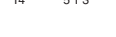


- Size 1, 2, 3
- Heavy duty and corrosion resistant body
- Vacuum to 10 bar
- Internal or external pilot supply with same valve
- Din A, M12, M23 connections

Operation information

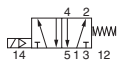
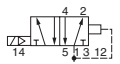
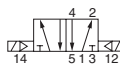
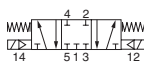
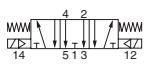

Working pressure :	2,0 to 10 bar		
Working temperature :	-15 to +50°C		
	Size 1	Size 2	Size 3
Flow (Qmax.) :	34,5 l/s	69,0 l/s	130,8 l/s
Flow (Qn) :	20,8 l/s	42,0 l/s	83,7 l/s

**Isys ISO 5599-1 - Sizes 1, 2 & 3
Pneumatic Remote Pilot operated valve**

Symbol	Description	Size	Weight (g)	Order code
	5/2 Single solenoid - Spring return	1 - 43 mm	600	H1FWX000XXD
		2 - 56 mm	1020	H2FWX000XXD
		3 - 71 mm	1300	H3FWX000XXD
	5/2 Single solenoid - Differential	1 - 43 mm	600	H13WX000XXD
		2 - 56 mm	1020	H23WX000XXD
		3 - 71 mm	1300	H33WX000XXD
	5/2 Double solenoid	1 - 43 mm	600	H14WX000XXD
		2 - 56 mm	1020	H24WX000XXD
		3 - 71 mm	1300	H34WX000XXD
	5/3 Closed Center (APB)	1 - 43 mm	600	H18WX000XXD
		2 - 56 mm	1020	H28WX000XXD
		3 - 71 mm	1300	H38WX000XXD
	5/3 Vented Center	1 - 43 mm	600	H19WX000XXD
		2 - 56 mm	1020	H29WX000XXD
		3 - 71 mm	1300	H39WX000XXD
	5/3 Pressurised Center	1 - 43 mm	600	H10WX000XXD
		2 - 56 mm	1020	H20WX000XXD
		3 - 71 mm	1300	H30WX000XXD

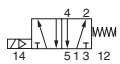
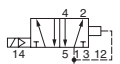
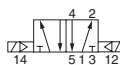
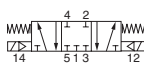
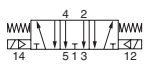

30 x 30 DIN Form A or 22 x 30 DIN Form B solenoid & solenoid connectors to be ordered separately. See solenoid section

**Isys ISO 5599-1 - Sizes 1, 2 & 3
CNOMO operator with 30 x 30 DIN Form A / 24 Vdc / 2,7 W solenoid**

Symbol	Description	Size	Weight (g)	Order code
	5/2 Single solenoid - Spring return	1 - 43 mm	770	H1EWXBBL49D
		2 - 56 mm	1190	H2EWXBBL49D
		3 - 71 mm	1470	H3EWXBBL49D
	5/2 Single solenoid - Differential	1 - 43 mm	770	H11WXBBL49D
		2 - 56 mm	1190	H21WXBBL49D
		3 - 71 mm	1470	H31WXBBL49D
	5/2 Double solenoid	1 - 43 mm	940	H12WXBBL49D
		2 - 56 mm	1360	H22WXBBL49D
		3 - 71 mm	1640	H32WXBBL49D
	5/3 Closed Center (APB)	1 - 43 mm	940	H15WXBBL49D
		2 - 56 mm	1360	H25WXBBL49D
		3 - 71 mm	1640	H35WXBBL49D
	5/3 Vented Center	1 - 43 mm	940	H16WXBBL49D
		2 - 56 mm	1360	H26WXBBL49D
		3 - 71 mm	1640	H36WXBBL49D
	5/3 Pressurised Center	1 - 43 mm	940	H17WXBBL49D
		2 - 56 mm	1360	H27WXBBL49D
		3 - 71 mm	1640	H37WXBBL49D

Solenoid connectors & cable plug to be ordered separately. See solenoid section


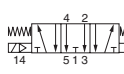
**Isys ISO 5599-1 - Sizes 1, 2 & 3
CNOMO operator without coil**

Symbol	Description	Size	Weight (g)	Order code
	5/2 Single solenoid - Spring return	1 - 43 mm	650	H1EWXBBNXXD
		2 - 56 mm	1070	H2EWXBBNXXD
		3 - 71 mm	1350	H3EWXBBNXXD
	5/2 Single solenoid - Differential	1 - 43 mm	650	H11WXBBNXXD
		2 - 56 mm	1070	H21WXBBNXXD
		3 - 71 mm	1350	H31WXBBNXXD
	5/2 Double solenoid	1 - 43 mm	700	H12WXBBNXXD
		2 - 56 mm	1120	H22WXBBNXXD
		3 - 71 mm	1400	H32WXBBNXXD
	5/3 Closed Center (APB)	1 - 43 mm	700	H15WXBBNXXD
		2 - 56 mm	1120	H25WXBBNXXD
		3 - 71 mm	1400	H35WXBBNXXD
	5/3 Vented Center	1 - 43 mm	700	H16WXBBNXXD
		2 - 56 mm	1120	H26WXBBNXXD
		3 - 71 mm	1400	H36WXBBNXXD
	5/3 Pressurised Center	1 - 43 mm	700	H17WXBBNXXD
		2 - 56 mm	1120	H27WXBBNXXD
		3 - 71 mm	1400	H37WXBBNXXD


30 x 30 DIN Form A or 22 x 30 DIN Form B solenoid & solenoid connectors to be ordered separately. See solenoid section

Isys ISO 5599-1 - Sizes 1, 2 & 3


CNOMO operator with Central M12 connector / 24 Vdc / 2,7 W solenoid

Symbol	Description	Size	Weight (g)	Order code
	5/2 Single solenoid - Spring return	1 - 43 mm	770	H1EWXBG2B9000FD
		2 - 56 mm	1290	H2EWXBG2B9000FD
		3 - 71 mm	1570	H3EWXBG2B9000FD
	5/2 Single solenoid - Differential	1 - 43 mm	770	H11WXBG2B9000FD
		2 - 56 mm	1290	H21WXBG2B9000FD
		3 - 71 mm	1570	H31WXBG2B9000FD
	5/2 Double solenoid	1 - 43 mm	1040	H12WXBG2B9000FD
		2 - 56 mm	1460	H22WXBG2B9000FD
		3 - 71 mm	1740	H32WXBG2B9000FD
	5/3 Closed Center (APB)	1 - 43 mm	1040	H15WXBG2B9000FD
		2 - 56 mm	1460	H25WXBG2B9000FD
		3 - 71 mm	1740	H35WXBG2B9000FD
	5/3 Vented Center	1 - 43 mm	1040	H16WXBG2B9000FD
		2 - 56 mm	1460	H26WXBG2B9000FD
		3 - 71 mm	1740	H36WXBG2B9000FD
	5/3 Pressurised Center	1 - 43 mm	1040	H17WXBG2B9000FD
		2 - 56 mm	1460	H27WXBG2B9000FD
		3 - 71 mm	1740	H37WXBG2B9000FD


Side ported individual subbase - ISO 15407-1 - Sizes 02 & 01

Description	Size	Port Size	Weight (g)	Order code
 <p>Individual Subbase Can be used for External pilot supply or Single or Double pneumatic remote pilot</p>	02 - 18 mm	1/8 BSPP	70	PL02-01-70
		1/8 NPT	70	PL02-01-70
	01 - 26 mm	1/4 BSPP	120	PL02-01-70
		1/4 NPT	120	PL02-01-70

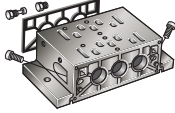
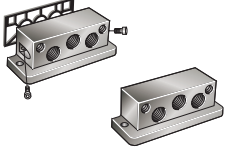
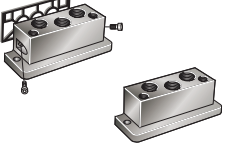
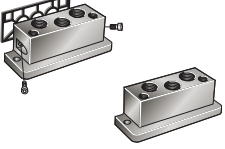
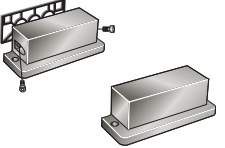
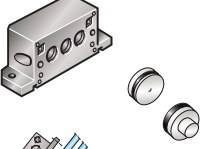

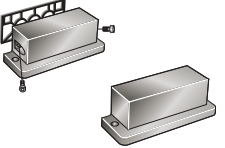

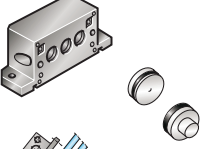
Front ported manifold & End plate - ISO 15407-1 - Sizes 02 & 01

Description	Size	Port Size	Weight (g)	Order code
 <p>Two position manifold base Can be used for External pilot supply Cannot be used for remote pilot</p>	02 - 18 mm	1/8 BSPP	140	PJLP02-201-70
		1/8 NPT	140	PJLP02-201-80
	01 - 26 mm	1/4 BSPP	700	PJLP01-202-70
		1/4 NPT	700	PJLP01-202-80
<p>Two position manifold base Can be used for External pilot supply using #14 or Single or Double pneumatic remote pilot</p>	01 - 26 mm	1/4 BSPP	730	PJL01-202-70
		1/4 NPT	730	PJL01-202-80
<p>End plate kit</p>	02 - 18 mm	1/4 BSPP	150	PEJ02-02-70
		1/4 NPT	150	PEJ02-02-80
	01 - 26 mm	3/8 BSPP	520	PEJ01-03-70
		3/8 NPT	520	PEJ01-03-80


Accessories

Description	Size	Weight (g)	Order code
 <p>Blanking plate</p>	02 - 18 mm	40	DX02BLK
	01 - 26 mm	50	DX01BLK
<p>Blanking plug</p>	02 - 18 mm	10	DX02BD0
	01 - 26 mm	20	DX01BD0
<p>Bolt, Washer and Nut</p>	02 - 18 mm	120	DX02M2MB
	01 - 26 mm	120	DX01M2MB




Bottom ported manifold & End plate - ISO 15407-1 - Sizes 02 & 01

Description		Size	Port Size	Weight (g)	Order code	
	Two valve position manifold	Int. pilot supply	02 - 18 mm	1/8 BSPP	200	P2V-AM511PB
			01 - 26 mm	1/4 BSPP	400	P2V-BM512PB
	Including seal, fitting screws and plugs.	Ext. pilot supply	02 - 18 mm	1/8 BSPP	200	P2V-AM511NB
			01 - 26 mm	1/4 BSPP	400	P2V-BM512NB
	Side ported	Left end plate	02 - 18 mm	1/4 BSPP	180	P2V-AM512GS
		Including seal and fitting screws	01 - 26 mm	3/8 BSPP	210	P2V-BM513GS
		Right end plate	02 - 18 mm	1/4 BSPP	180	P2V-AM512HS
			01 - 26 mm	3/8 BSPP	210	P2V-BM513HS
	Top ported	Left end plate	02 - 18 mm	1/4 BSPP	180	P2V-AM512GT
		Including seal and fitting screws	01 - 26 mm	3/8 BSPP	210	P2V-BM513GT
		Right end plate	02 - 18 mm	1/4 BSPP	180	P2V-AM512HT
			01 - 26 mm	3/8 BSPP	210	P2V-BM513HT
	Bottom ported	Left end plate	02 - 18 mm	1/4 BSPP	180	P2V-AM512GB
		Including seal and fitting screws	01 - 26 mm	3/8 BSPP	220	P2V-BM513GB
		Right end plate	02 - 18 mm	1/4 BSPP	180	P2V-AM512HB
			01 - 26 mm	3/8 BSPP	220	P2V-BM513HB
	End cover	Left end plate	02 - 18 mm		190	P2V-AM500G0
		Including seal and fitting screws	01 - 26 mm		240	P2V-BM500G0
		Right end plate	02 - 18 mm		190	P2V-AM500H0
			01 - 26 mm		240	P2V-BM500H0
Size manifolds adaptor plate		02 to 01		330	P2V-AM500BE	
	Plug	Left end plate	02 - 18 mm		4	P2V-AK0P
			01 - 26 mm		10	P2V-BK0P
Angle mounting set		01 & 02		140	P2V-AK0M	
O-ring stip seal		01 & 02		70	9304331543	


VDMA Side Ported Subbases

Description	Size	Port size	Weight (g)	Order code
 <p>Subbases VDMA Side port according to VDMA</p>	1 - 43mm	G1/4	160	P2N-VS512SD
	2 - 56mm	G3/8	280	P2N-WS513SD
	3 - 71mm	G1/2	350	P2N-YS514SD


VDMA Bottom Ported Manifold

Description	Size	Port size	Weight (g)	Order code
 <p>VDMA Form C Bottom port according to VDMA</p>	1 - 43mm	G1/4	240	P2N-VM512MB
	2 - 56mm	G3/8	360	P2N-WM513MB
	3 - 71mm	G1/2	700	P2N-YM514MB
 <p>VDMA Transition plate Size 1 to Size 3 Kit includes: Transition plate only</p>	1 to 3	G1/4		P2N-VM500AK
 <p>VDMA Form D - End plate According to VDMA</p>	1 - 43mm	G3/8	210	P2N-VM513ES
	2 - 56mm	G1/2	360	P2N-WM514ES
	3 - 71mm	G1	680	P2N-YM518ES
<p>VDMA Isolation - Main galley According to VDMA</p> <p>Kit includes: (1) Isolator plug.</p>	1 - 43mm			P2N-VK0P
	2 - 56mm			P2N-WK0P
	3 - 71mm			P2N-YK0P


Accessories

Description	Size	Port size	Weight (g)	Order code
 <p>Blanking plate Kit includes: (1) Blanking plate, (1) Gasket and (4) Mounting bolts</p>	1 - 43mm	G1/4	100	P2N-AA5B
	2 - 56mm	G3/8	150	P2N-BA5B
	3 - 71mm	G1/2	200	P2N-CA5B










Side ported subbases

Description	Size	Port size	Weight	Order code BSP	Order code NPT
 <p>Single subbase with side ports 1 3 5 2 4 ports & 12 14</p>	1 - 43mm	G1/4	0.16	PL1-1/4-70	PL1-1/4-80
	1 - 43mm	G3/8	0.16	PL1-3/8-70	
	2 - 56mm	G3/8	0.28	PL2-3/8-70	PL2-3/8-80
	2 - 56mm	G1/2		P2N-HS514SS	
	3 - 71mm	G1/2		PL3-1/2-70	PL3-1/2-80
	3 - 71mm	G3/4		P2N-JS516SD	





Bottom ported subbases

Description	Size	Port size	Weight	Order code BSP	Order code NPT
 <p>Single subbase with bottom ports 1 3 5 2 4 ports & 12 14</p>	1 - 43mm	G1/4	0.37	PD1-1/4-70	PD1-1/4-80
	2 - 56mm	G3/8	0.59	PD2-3/8-70	PD2-3/8-80
	3 - 71mm	G1/2	0.59	PD3-1/2-70	

Size 1 bottom ported manifold

Description	Size	Port size	Weight	Order code
  <p>Manifold with bottom ports low profile</p>	1 - 43mm	G1/4	0.2	P2N-AM512MB
  <p>Connecting block Top or bottom ported connecting block for above manifold "low profile"</p>	1 - 43mm	G3/8	0.15	P2N-AM513GT
  <p>End End piece for above manifold "low profile"</p>	1 - 43mm	no	0.06	P2N-AM500J
  <p>Intermediate supply Top or bottom ported intermediate supply for above manifold "low profile"</p>	1 - 43mm	G3/8	0.14	P2N-AM513BT
 <p>Isolation plugs isolating seal for above manifold "low profile"</p>	1 - 43mm		0.07	P2N-AK0P


Sizes 1 & 2 side ported manifold

Description	Size	Port size	Weight	Order code
  <p>Manifold Manifold with side port</p>	1 - 43mm	G1/4	0.24	P2N-EM512MD
	2 - 56mm	G3/8	0.21	P2N-FM513MD
  <p>End Side ported connecting kit for above manifold with side ports</p>	1 - 43mm	G3/8	0.36	P2N-EM513ES
	2 - 56mm	G1/2	0.29	P2N-FM514ES






Plug-in 15407-2, Size 02 (18mm - HB) & 01 (26mm - HA) End Plate Kits

Left and Right end plates, with pressure exhaust and auxilliary ports


Individual connection

	Description	ISO Size	Port size	Weight (g)	Order code
	No connector To be used with individually wired base	02 & 01	G3/8"	-	PS5631011P




Multiwiring connection

	Description	ISO Size	Port size	Weight (g)	Order code
	16-Points Terminal Strip	02 & 01	G3/8"	-	PS5620L51P
	25-Pin, D-Sub	02 & 01	G3/8"	-	PS5620L21P
	19-Pin, Round, Brad Harrison	02 & 01	G3/8"	-	PS5620L31P
	M23, 12-Pin	02 & 01	G3/8"	-	PS5620L41P
	M23, 19-Pin	02 & 01	G3/8"	-	PS5620M21P

Accessories

	Description	Protection	Length	Weight (g)	Order code
	25-Pin - D-Sub cable	IP40	3 meters	380	P8LMH25M3A
			9 meters	780	P8LMH25M9A
		IP65	9 meters	790	P8LMH25B9A


Adaptors for Industrial Communication

	Description	ISO Size	Port size	Weight (g)	Order code
	Turck BL76 Valve Driver Module Without 16 DO module 16 outputs and blank module to be ordered seaparely (See Turck BL67 section)	02 & 01	G3/8"	-	PS5620T01P
	Turck BL76 Valve Driver Module For configuration up to 16 solenoids Including 1 x 16 DO & 1 blank module	02 & 01	G3/8"	-	PS5620T11P
	Turck BL76 Valve Driver Module For configuration up to 32 solenoids Including 2 x 16 DO modules	02 & 01	G3/8"	-	PS5620T21P
	Isysnet Valve Driver Module For configuration up to 32 solenoids	02 & 01	G3/8"	-	PS5620L61P
	Moduflex Fieldbus module adaptor	02 & 01	G3/8"	-	PS5620M41P


For Turck BL67, Isysnet, Moduflex communication gateways and I/O modules, refer to respective sections in following pages.

Plug-in 15407-2, Size 02 (18mm - HB) & 01 (26mm - HA) Manifold Kits



2 Position Front Ported Manifold

Description		ISO Size	Port size	Weight (g)	Order code	
	Non collective wiring	Terminal strip For single or double solenoid valves	01	G1/4"	520	PS551154CP
	Collective wiring	Single address board For single solenoid valves	02	G1/8"	450	PS561152JP
			01	G1/4"	520	PS551154JP
		Double address board For double solenoid valves	02	G1/8"	450	PS561152MP
			01	G1/4"	520	PS551154MP
	Extension Manifold Including ribbon cable	Single address board For single solenoid valves	02	G1/8"	450	PS561152NP
			01	G1/4"	520	PS551154NP
		Double address board For double solenoid valves	02	G1/8"	450	PS561152PP
			01	G1/4"	520	PS551154PP

2 Position Front and Bottom Ported Manifold

Description		ISO Size	Port size	Weight (g)	Order code	
	Non collective wiring	Terminal strip For single or double solenoid valves	01	G1/4"	520	PS551164CP
	Collective wiring	Single address board For single solenoid valves	02	G1/8"	450	PS561162JP
			01	G1/4"	520	PS551164JP
		Double address board For double solenoid valves	02	G1/8"	450	PS561162MP
			01	G1/4"	520	PS551164MP
	Extension Manifold Including ribbon cable	Single address board For single solenoid valves	02	G1/8"	450	PS561162NP
			01	G1/4"	520	PS551164NP
		Double address board For double solenoid valves	02	G1/8"	450	PS561162PP
			01	G1/4"	520	PS551164PP

Accessories

Description	Blocked ports	ISO Size	Port size	Weight (g)	Order code
		02	G1/8"	-	PS5634P
		01	G1/4"	-	PS5534P
	Manifold to Manifold	No port plugged	02 & 01	-	PS561AP
	gasket kit	#1	02 & 01	-	PS561BP
		#1, 3 & 5	02 & 01	-	PS561CP
		#3 & 5	02 & 01	-	PS561DP


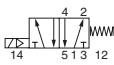
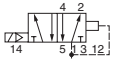

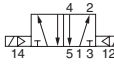
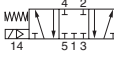

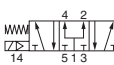
Solenoid actuated Iso valve for multiple and centralised field bus (Plug-in)



- Size HA and HB (26mm and 18mm)
- Heavy duty and corrosion resistant body
- Internal led & rectifier
- Internal or external pilot supply with same valve
- Multiple connection, Sub D25, M23, Terminal block
- Communication with Turck BL67 Remote I/O System, Isysnet System or Moduflex Bus

Operation information		
Working pressure :	2,0 to 10 bar	
Working temperature :	-15 to +50°C	
	Size 02	Size 01
Flow (Qmax.) :	10,8 l/s	25,3 l/s
Flow (Qn) :	6,5 l/s	15,3 l/s

Isys ISO Plug-in 15407-2 - Sizes 02 & 01
With 24 Vdc / 1 W built-in coil
Manual override non locking, LED & surge suppressor

	Symbol	Description	Size	Weight (g)	Order code
 HB 18 mm		5/2 single solenoid - Spring return	02 - 18mm	130	HBEVXBG0G9A
			01 - 26mm	230	HAEVXBG0G9A
		5/2 single solenoid - Differential	02 - 18mm	130	HB1VXBG0G9A
			01 - 26mm	230	HA1VXBG0G9A
 HA 26 mm		5/2 double solenoid	02 - 18mm	145	HB2VXBG0G9A
			01 - 26mm	245	HA2VXBG0G9A
		5/3 Closed center (APB)	02 - 18mm	145	HB5VXBG0G9A
			01 - 26mm	245	HA5VXBG0G9A
		5/3 Vented center	02 - 18mm	145	HB6VXBG0G9A
			01 - 26mm	245	HA6VXBG0G9A
		5/3 Pressurised center	02 - 18mm	145	HB7VXBG0G9A
			01 - 26mm	245	HA7VXBG0G9A





Plug-in 5599-2, Sizes 1, 2 & 3 End Plate Kits

Left and Right end plates, with pressure exhaust and auxilliary ports


Individual connection

	Description	ISO Size	Port size	Weight (g)	Order code
	No connector	Size 1	G1/2"	1360	PS4031011CP
	To be used with individually wired base	Size 2	G3/4"	1600	PS4131011CP
		Size 3	G3/4"	2800	PS4231011CP






Multiwiring connection

	Description	ISO Size	Port size	Weight (g)	Order code
	25-Pin, D-Sub	Size 1	G1/2"	1360	PS4020L21CP
		Size 2	G3/4"	1600	PS4120L21CP
		Size 3	G3/4"	2800	PS4220L21CP
	19-Pin, Round, Brad Harrison	Size 1	G1/2"	1360	PS4020L31CP
		Size 2	G3/4"	1600	PS4120L31CP
		Size 3	G3/4"	2800	PS4220L31CP
	19-Pin, M23	Size 1	G1/2"	1360	PS4020M21CP
		Size 2	G3/4"	1600	PS4120M21CP
		Size 3	G3/4"	2800	PS4220M21CP
	12-Pin, M23	Size 1	G1/2"	1360	PS4020L41CP
		Size 2	G3/4"	1600	PS4120L41CP
		Size 3	G3/4"	2800	PS4220L41CP

Accessories

	Description	Protection	Length	Weight (g)	Order code
	25-Pin - D-Sub cable	IP40	3 meters	380	P8LMH25M3A
			9 meters	780	P8LMH25M9A
		IP65	9 meters	790	P8LMH25B9A


Adaptors for Industrial Communication

	Description	ISO Size	Port size	Weight (g)	Order code
	Turck BL76 Valve Driver Module Without 16 DO module 16 outputs and blank module to be ordered seaparely (See Turck BL67 section)	Size 1	G1/2"	1400	PS4020T01CP
		Size 2	G3/4"	1600	PS4120T01CP
		Size 3	G3/4"	2800	PS4220T01CP
	Turck BL76 Valve Driver Module For configuration up to 16 solenoids Including 1 x 16 DO & 1 blank module	Size 1	G1/2"	1520	PS4020T11CP
		Size 2	G3/4"	1720	PS4120T11CP
		Size 3	G3/4"	2920	PS4220T11CP
	Turck BL76 Valve Driver Module For configuration up to 32 solenoids Including 2 x 16 DO modules	Size 1	G1/2"	1520	PS4020T21CP
		Size 2	G3/4"	1720	PS4120T21CP
		Size 3	G3/4"	2920	PS4220T21CP
	Isysnet Valve Driver Module For configuration up to 32 solenoids	Size 1	G1/2"	1580	PS4020L61CP
		Size 2	G3/4"	1800	PS4120L61CP
		Size 3	G3/4"	3000	PS4220L61CP
	Moduflex Fieldbus module adaptor	Size 1	G1/2"	1300	PS4020M41CP
		Size 2	G3/4"	1500	PS4120M41CP
		Size 3	G3/4"	2700	PS4220M41CP


For Turck BL67, Isysnet, Moduflex communication gateways and I/O modules, refer to respective sections in following pages.

Plug-in 5599-2, Sizes 1, 2 & 3 Manifold Kits




Single Position Front Ported Manifold

Description		ISO Size	Port size	Weight (g)	Order code	
	Non collective wiring Terminal strip For single or double solenoid valves	2 - 56 mm	G1/2"	-	PS411158CCP	
		3 - 71 mm	G3/4"	-	PS421150CCP	
	Collective wiring	Single address board For single solenoid valves	2 - 56 mm	G1/2"	-	PS411158JCP
			3 - 71 mm	G3/4"	-	PS421150JCP
		Double address board For double solenoid valves	2 - 56 mm	G1/2"	-	PS411158MCP
			3 - 71 mm	G3/4"	-	PS421150MCP

Single Position Front & Bottom Ported Manifold

Description		ISO Size	Port size	Weight (g)	Order code	
	Non collective wiring Terminal strip For single or double solenoid valves	1 - 43 mm	G3/8"	-	PS401166CCP	
		2 - 56 mm	G1/2"	-	PS411168CCP	
		3 - 71 mm	G3/4"	-	PS421160CCP	
	Collective wiring	Single address board For single solenoid valves	1 - 43 mm	G3/8"	-	PS401166JCP
			2 - 56 mm	G1/2"	-	PS411168JCP
			3 - 71 mm	G3/4"	-	PS421160JCP
		Double address board For double solenoid valves	1 - 43 mm	G3/8"	-	PS401166MCP
			2 - 56 mm	G1/2"	-	PS411168MCP
			3 - 71 mm	G3/4"	-	PS421160MCP

Accessories

Description		ISO Size	Port size	Weight (g)	Order code
	Blanking Plate	1 - 43 mm	G3/8"	-	PS4034CP
		2 - 56 mm	G1/2"	-	PS4134CP
		3 - 71 mm	G3/4"	-	PS4234CP
	Insulating Plugs	1 - 43 mm	G3/8"	-	PS4032CP
		2 - 56 mm	G1/2"	-	PS4132CP
		3 - 71 mm	G3/4"	-	PS4232CP
	Manifold to Manifold Gasket Kit	1 - 43 mm	G3/8"	-	PS4013P
		2 - 56 mm	G1/2"	-	PS4113P
		3 - 71 mm	G3/4"	-	PS4213P

Solenoid actuator Iso valve for multiple and centralised field bus

- Size 1, 2, 3
- Heavy duty and corrosion resistant body
- Internal led rectifier
- Internal or external pilot supply with same valve
- Multiple connection, SubD25, M23, Terminal block
- Communication with Turck BL67 Remote I/O System, Isysnet System or Moduflex Bus

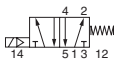
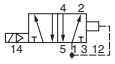


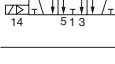
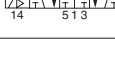


Operation information


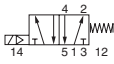
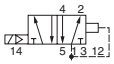




Working pressure :	2,0 to 10 bar		
Working temperature :	-15 to +50°C		
	Size 1	Size 2	Size 3
Flow (Qmax.) :	34,5 l/s	69,0 l/s	130,8 l/s
Flow (Qn) :	20,8 l/s	42,0 l/s	83,7 l/s

Isys ISO 5599-2 - Sizes 1, 2 & 3


Solenoid operated ISO valve with operator and 24 Vdc / 2,7 W Plug-in coil

Symbol	Description	Size	Weight (g)	Order code
	5/2 single solenoid - Spring return	1 - 43 mmmm	770	H1EVXBG0B9D
		2 - 56 mm	1190	H2EVXBG0B9D
		3 - 71 mm	1470	H3EVXBG0B9D
	5/2 single solenoid - Differential	1 - 43 mmmm	770	H11VXBG0B9D
		2 - 56 mm	1190	H21VXBG0B9D
		3 - 71 mm	1470	H31VXBG0B9D
	5/2 double solenoid	1 - 43 mmmm	940	H12VXBG0B9D
		2 - 56 mm	1360	H22VXBG0B9D
		3 - 71 mm	1640	H32VXBG0B9D
	5/3 Closed center (APB)	1 - 43 mmmm	940	H15VXBG0B9D
		2 - 56 mm	1360	H25VXBG0B9D
		3 - 71 mm	1640	H35VXBG0B9D
	5/3 Vented center	1 - 43 mmmm	940	H16VXBG0B9D
		2 - 56 mm	1360	H26VXBG0B9D
		3 - 71 mm	1640	H36VXBG0B9D
	5/3 Pressurised center	1 - 43 mmmm	940	H17VXBG0B9D
		2 - 56 mm	1360	H27VXBG0B9D
		3 - 71 mm	1640	H37VXBG0B9D

Isys ISO 5599-2 - Sizes 1, 2 & 3
Solenoid operated ISO valve with operator without Plug-in coil

	Symbol	Description	Size	Weight (g)	Order code
		5/2 single solenoid - Spring return	1 - 43 mmmm	650	H1EVXBGXND
			2 - 56 mm	1070	H2EVXBGXND
			3 - 71 mm	1350	H3EVXBGXND
		5/2 single solenoid - Differential	1 - 43 mmmm	650	H11VXBGXND
			2 - 56 mm	1070	H21VXBGXND
			3 - 71 mm	1350	H31VXBGXND
		5/2 double solenoid	1 - 43 mmmm	700	H12VXBGXND
			2 - 56 mm	1120	H22VXBGXND
			3 - 71 mm	1400	H32VXBGXND
		5/3 Closed center (APB)	1 - 43 mmmm	700	H15VXBGXND
			2 - 56 mm	1120	H25VXBGXND
			3 - 71 mm	1400	H35VXBGXND
		5/3 Vented center	1 - 43 mmmm	700	H16VXBGXND
			2 - 56 mm	1120	H26VXBGXND
			3 - 71 mm	1400	H36VXBGXND
		5/3 Pressurised center	1 - 43 mmmm	700	H17VXBGXND
			2 - 56 mm	1120	H27VXBGXND
			3 - 71 mm	1400	H37VXBGXND

Plug-in Coil for 5599-2 ISO Valve - Sizes 1, 2 & 3

	Description	Voltage	Weight (g)	Order code
	Plug-in coil	12 Vdc	-	PS404145P
		24 Vdc	-	PS4041B9P
		24 Vac	-	PS404142P
		120 Vac	-	PS404123P
		240 Vac	-	PS404157P

Sandwich regulator for Plug-in or not Plug-in ISO 15407 (Sizes 02 & 01) and 5599 (Sizes 1, 2 & 3)

Order chart

Function Description see below

PS40 37 1 6 6 CP

ISO Size	
ISO 15407	
PS56	Size 02 (HB - 18 mm)
PS55	Size 01 (HA - 26 mm)
ISO 5599	
PS40	Size 1 (H1 - 43 mm)
PS41	Size 2 (H2 - 56 mm)
PS42	Size 3 (H3 - 71 mm)

ISO Version	
P	For ISO 15407
CP	For ISO 5599

Connecting version	
37	ISO-1 : For Non Plug-in Valve
38	ISO-2 : For Plug-in Valve

Regulator function	
1	Common Pressure Regulator
2	Independent Pressure Regulator

Port 4	Port 2
Port Regulator / Gauge*	
0	Line By-Pass Plate**
1	0-2 Bar - without gauge
2	0-4 Bar - without gauge
3	0-8 Bar - without gauge
4	0-2 Bar - with gauge
5	0-4 Bar - with gauge
6	0-8 Bar - with gauge

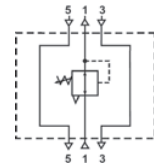
* For Common Pressure Regulator Option, Regulator Gauge callout must be the same number for both port #4 and Port #2 (Example: 166)

** For H1, H2 & H3 only. Pressure Line By-Pass Option can only be used with Independent Pressure Regulators

Pressure Regulators functions

Common port regulation

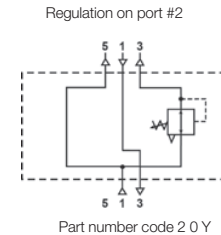
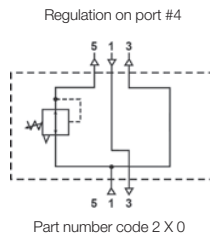
Provides adjustable regulated air pressure to the valves #1 port which gives the same regulated pressure to both the #2 and #4 port of the manifold or subbase. The regulator is always on the 14 end of the valve.



Independent port regulation

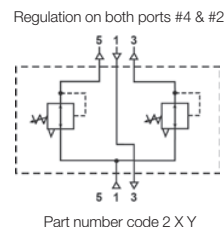
Single Port Regulator

Provides regulated pressure to both ports. Pressure regulation can occur out of the #2 or #4 port of the valve. Full line pressure would be provided with a pass plate.








Dual Port Regulator

When using an independent Pressure Sandwich Regulator, the cylinder outlet ports are reversed. The 12 end energizes the #2 port. The 3-position CE and PC functions are also reversed.



Sandwich regulator with Gauge

	ISO Size	Regulator function	Pressure On port 4 and / or port 2	ISO-1 Non Plug-in	ISO-2 Plug-in
	02 - 18 mm	Common	0 to 4 bar	PS5637155P	PS5638155P
			0 to 8 bar	PS5637166P	PS5638166P
	01 - 26 mm	Independent	0 to 4 bar	PS5637255P	PS5638255P
			0 to 8 bar	PS5637266P	PS5638266P
	01 - 26 mm	Common	0 to 4 bar	PS5537155P	PS5538155P
			0 to 8 bar	PS5537166P	PS5538166P
	1 - 43 mm	Independent	0 to 4 bar	PS5537255P	PS5538255P
			0 to 8 bar	PS5537266P	PS5538266P
	1 - 43 mm	Common	0 to 4 bar	PS4037155CP	PS4038155CP
			0 to 8 bar	PS4037166CP	PS4038166CP
	2 - 56 mm	Independent	0 to 4 bar	PS4037255CP	PS4038255CP
			0 to 8 bar	PS4037266CP	PS4038266CP
	2 - 56 mm	Common	0 to 4 bar	PS4137155CP	PS4138155CP
			0 to 8 bar	PS4137166CP	PS4138166CP
	3 - 71 mm	Independent	0 to 4 bar	PS4137255CP	PS4138255CP
			0 to 8 bar	PS4137266CP	PS4138266CP
	3 - 71 mm	Common	0 to 4 bar	PS4237155CP	PS4238155CP
			0 to 8 bar	PS4237166CP	PS4238166CP
	Independent	0 to 4 bar	PS4237255CP	PS4238255CP	
		0 to 8 bar	PS4237266CP	PS4238266CP	

How to Configure Sandwich Regulator / Valve Combinations

Ordering Components

- Manifold or Subbase Kit required.
- Sandwich Regulator Kit configured for Internal Pilot as standard.
- Order valve as External Pilot.


Internal Pilot Configuration

Pressure in Base Port 1 feeds regulator configured for Internal Pilot which feeds valve configured for External Pilot.

External Pilot Configuration - H1, H2, H3

An External Pilot pressure in port 12 or 14 of the base feeds through the Sandwich Regulator 12 or 14 galley directly to the 12/14 pilot of the valve. This configuration takes an External Pilot from the 12 port of the base and passes it through the regulator to feed the 12 galley of the valve.

Sandwich Regulator Accessories

	Description	Pressure range	w (g)	Order code
	Gauge kit Including: Gauge 1/8" female to 1/8" female coupling 1/8" male to 1/8" male long nipple	0 to 8 bar	80	PS5651160P

Sandwich Flow Control

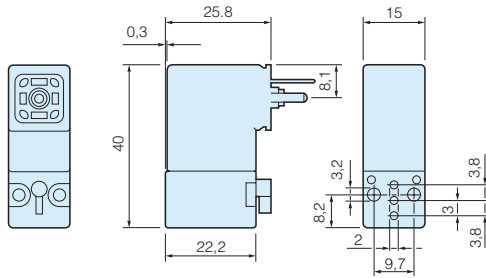
	ISO Size	w (g)	ISO-1 Non Plug-in	ISO-2 Plug-in
	02 - 18 mm	180	PS5635P	PS5642P
	01 - 26 mm	240	PS5535P	PS5542P
	1 - 43 mm	340	PS4035CP	PS4042CP
	2 - 56 mm	520	PS4135CP	PS4142CP
	3 - 71 mm	1180	PS4235CP	PS4242CP

Note:

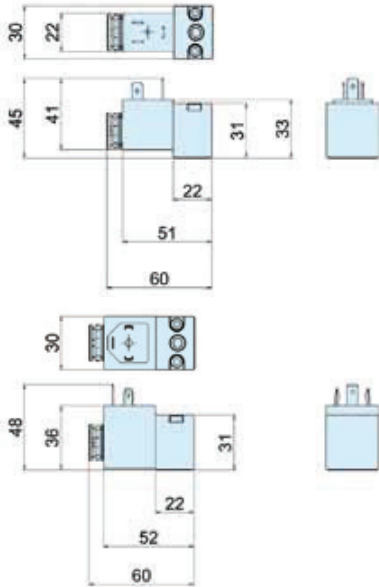
- Both adjustment screws are located on the same 12 end of the unit
- Sandwich Flow Control mounts with its own studs, which means the valve uses standard bolts for mounting
- Sandwich Flow Control is not to be used as a shut off device and is not bubble tight when needles are fully turned down

Cable Plug Dimensions (mm)

Solenoid operators P2E - 15mm



Solenoid operators P2F - CNOMO - 22 x 30mm



Accessories

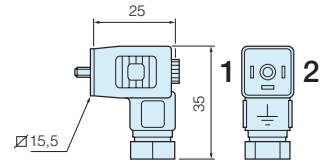
Silencers



Port	Ordercode	Pack Qty
G1/8	P6M-PAB1	10
G1/4	P6M-PAB2	10
G3/8	P6M-PAB3	10
G1/2	P6M-PAB4	10

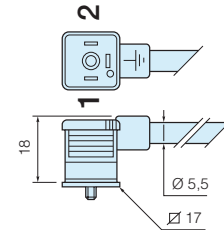
Cable plugs

- P8L-C2
- P8LC5
- P8L-C226C
- P8L-C526C
- P8L-CA26C
- P8L-C221E
- P8L-C521E



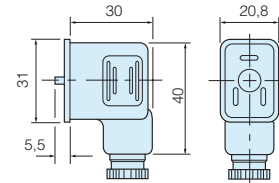
Cable plugs

- P8C-C
- P8C-C26C
- P8C-C21E
- P8C-D
- P8C-D26C
- P8C-D21E



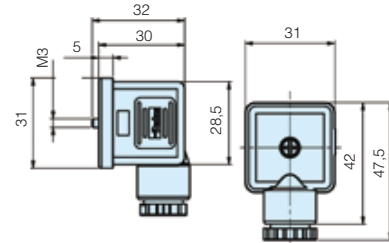
Cable plugs

- 3EV10V10

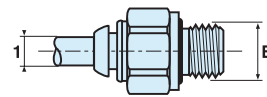


Cable plugs

- 3EV290V10



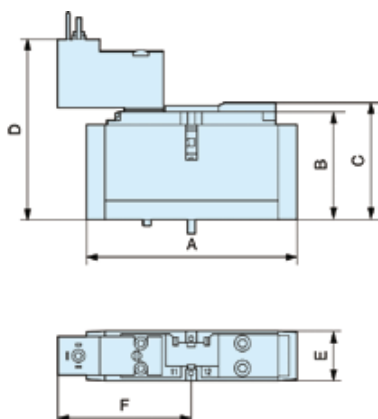
Fittings



Male connector - BSPP

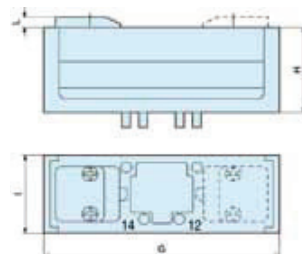
Tube dia 1	Thread	Ordercode	Box Qty
B			
4	1/8	F4PMB4-1/8	20
4	1/8	F4PMB4-1/8	20
6	1/8	F4PMB6-1/8	30
8	1/8	F4PB8-1/8	40
6	1/4	F4PMB6-1/4	30
8	1/4	F4PB8-1/4	30
10	1/4	F4PB10-1/4	20
12	1/4	F4PB12-1/4	10
8	3/8	F4PB8-3/8	20
10	3/8	F4PB10-3/8	20
12	3/8	F4PB12-3/8	10
14	3/8	F4PB14-3/8	10
10	1/2	F4PB10-1/2	10
12	1/2	F4PB12-1/2	10
14	1/2	F4PB14-1/2	10

Isomax - Dimensions (mm)

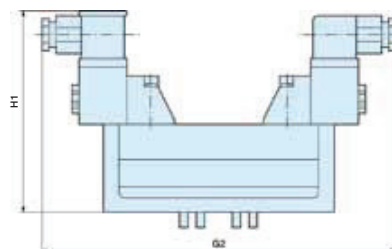


	A	B	C	D	E	F
Isomax 02	80	41	44,5	67,8	18	51,2
Isomax 01	100	42	45,5	68,8	26	51,2

Pneumatically actuated

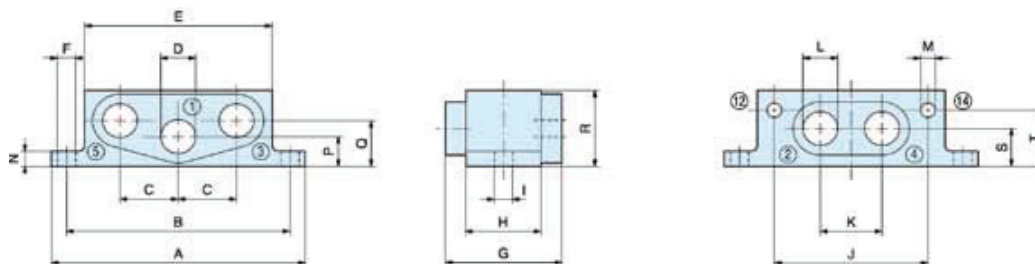


With P2F solenoids



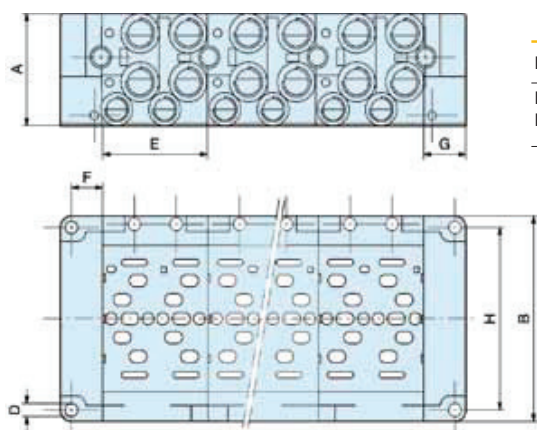
	G	G1	G2	G3	H	H1	I	L
Size 1	120	164	202,5	160	47	119	42	5
Size 2	140	179,5	218	175,5	58,5	130	54	5
Size 3	170	198	235,5	194	71	142,5	68	5

Single subbases side ported



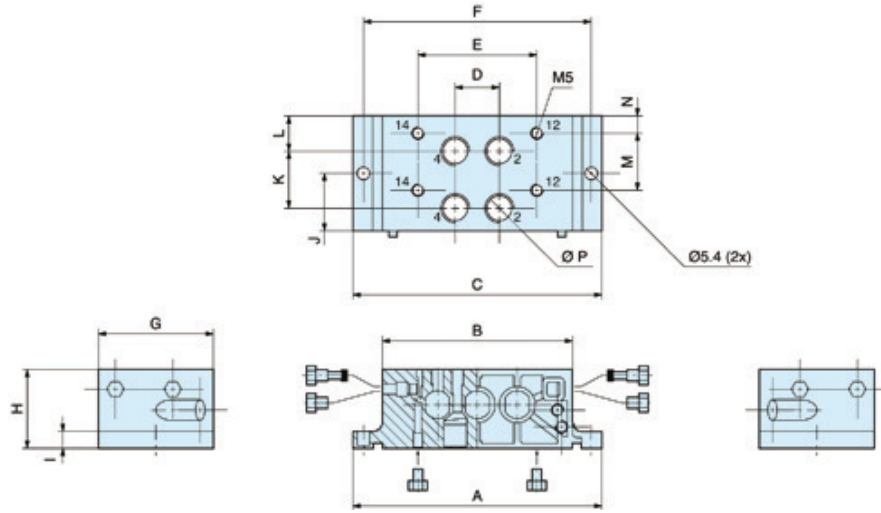
	Size	A	B	C	D	E	F	G	H	I	J	K	L	M	N	P	Q	R	S	T
PL02-01-70	02	80	70	16	G1/8	52	8	27	19	5,5	40	17	G1/8	M5	8	8	8	22	13	6
P2V-BS512SS	01	92	80	21,2	G1/8	68	6,5	42	27	5,5	55	22	G1/8	M5	6	11	17	28	14	21

Side ported manifolds for 2 valve positions



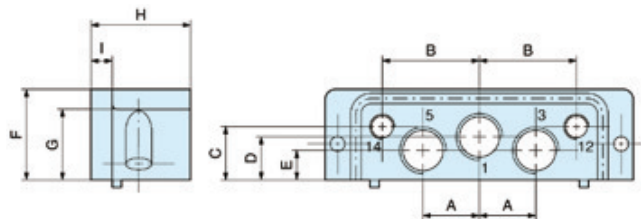
	Size	A	B	C	D	E	F	G	H
PJLP02-201-70	02	38,5	80	12	Ø 4,2	38	14	18	72
PJLP01-201-70	01	55	100	24	Ø 5,5	54	17	22	90
PJLP01-202-70									

Bottom ported manifolds for 2 valve positions



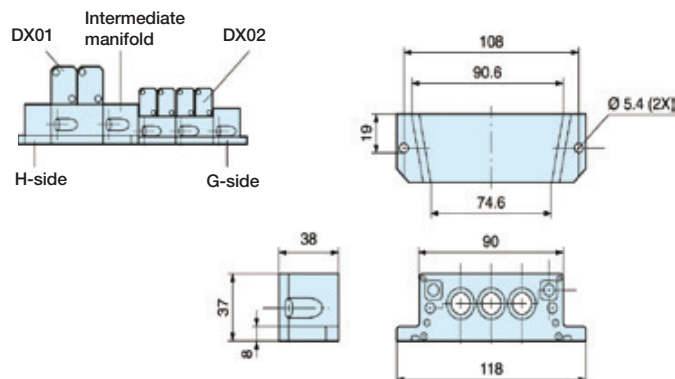
	Size	A	B	C	D	E	F	G	H	I	J	K	L	M	N	P
P2V-AM511PB	02	102	74	74,6	16	43	92	38	26	7	19	19	11	19	5	G1/8
P2V-BM512PB	01	118	90	90,6	21	56,5	108	54	37	8	27	27	16,5	27	8	G1/4

G and H side end plate bottom ported for above bottom ported manifold

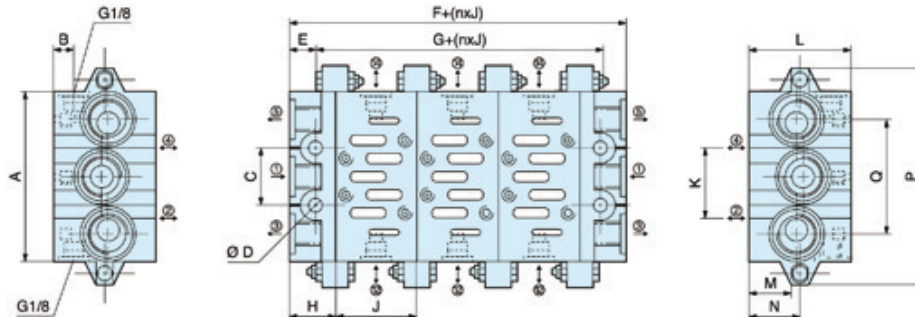


	Size	Port size 1,2,3	Port size 12, 14	A	B	C	D	E	F	G	H	I
P2V-AM512GB and P2V-AM512HB	02	G1/4	G1/8	17	29	21	18,5	9,5	35,5	28	33	7
P2V-BM513GB and P2V-BM513HB	01	G3/8	G1/8	21,5	37	20	16	11	34,5	28	38	8

Transfer plate size 01 to size 02 for above bottom ported manifold

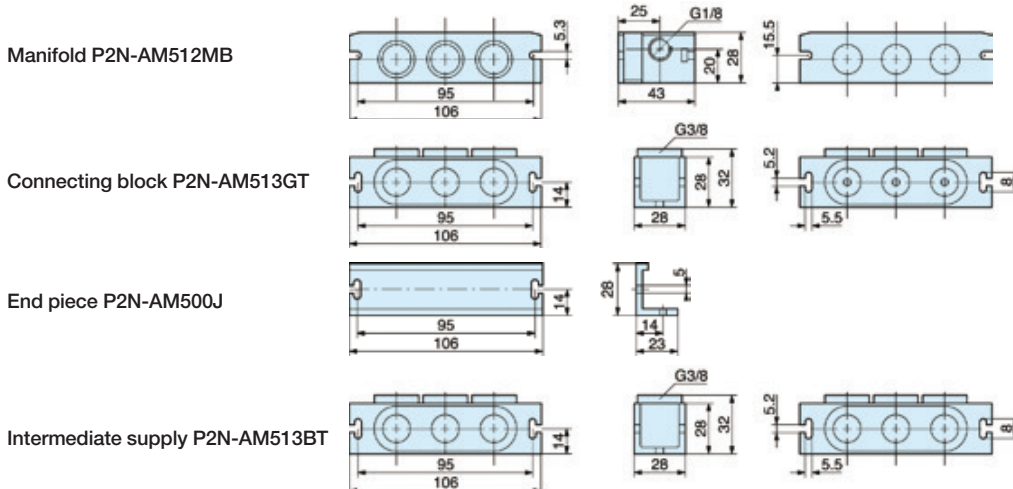


Manifold and end plates according to VDMA (P2N-VM / WM / YM)

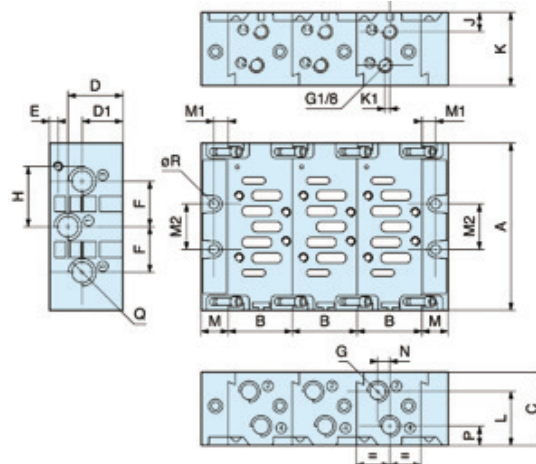


ISO Size	Port 1, 3, 5	Port 2, 4	A	B	C	D	E	F	G	H	J	K	L	M	N	O	P
1	G3/8	G1/4	85	8,5	28	7	11	44	22	22	43	26	46	21	24	56	110
2	G1/2	G3/8	100	9	35	9	13	52	26	26	56	30	47	22	24	68	135
3	G1	G1/2	140	10	52	12	15	60	30	30	71	38	56	31	34	104	190

Manifold and end plates with bottom ports "low profile" (P2N-AM..)

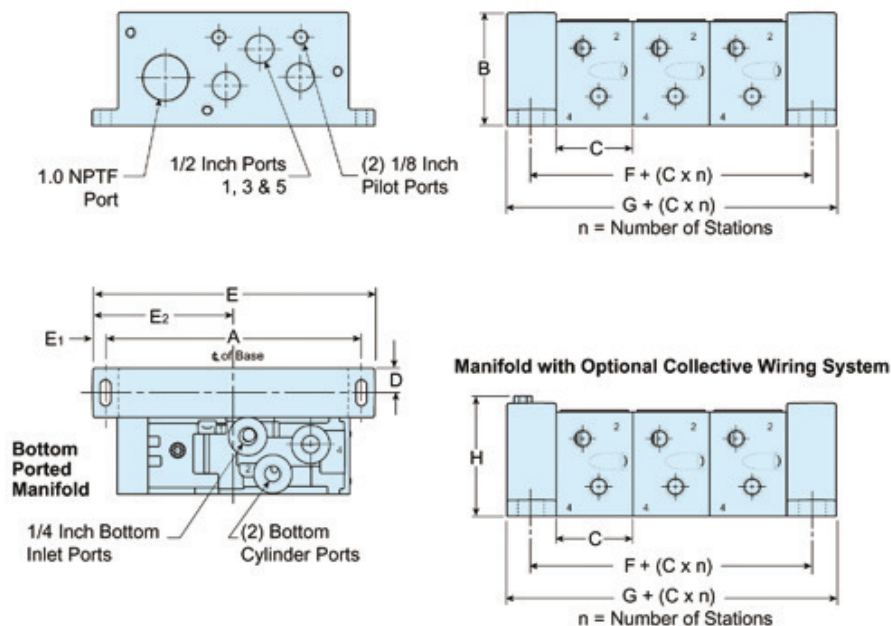


Manifold and end plates with side ports (P2N-EM / FM..)



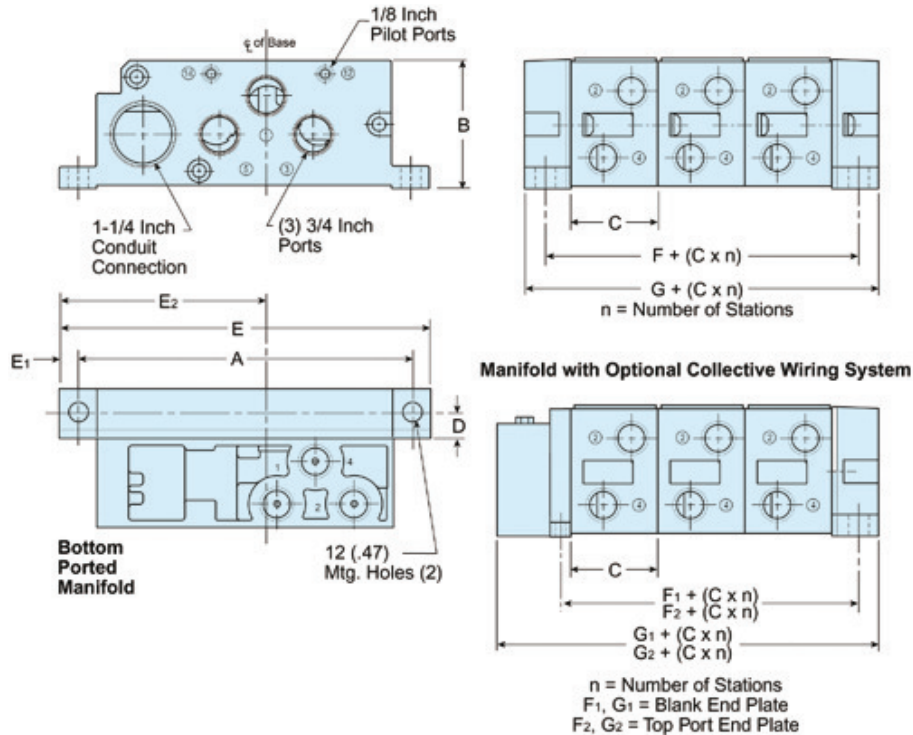
Order code	A	B	C	D	D1	E	F	G	H	J	K	K1	L	M	M1	M2	N	P	Q	R
P2N-EM ...	110	43	48	35,5	26,5	5,5	28	G1/4	36	15,5	35	3	32	20	11	28	12	12,5	G3/8	6
P2N-FM ...	129	56	60	44,5	35,5	6	34,5	G3/8	45	16	41,5	3	41	24	13	35	12,5	16	G1/2	8

H1 5599-2 / 5599-1 Manifold



	A	B	C	D	E	E ₁	E ₂	F	G	H
H1	165	73	49	15.9	182	.84	91	31.8	63.5	76

H2 / H3 5599-2 / 5599-1 Manifold



	A	B	C	D	E	E ₁	E ₂	F	F ₁	F ₂	G	G ₁ *	G ₂ *
H2	215	85	56	15	239	12	134	30	27	33	60	87	99

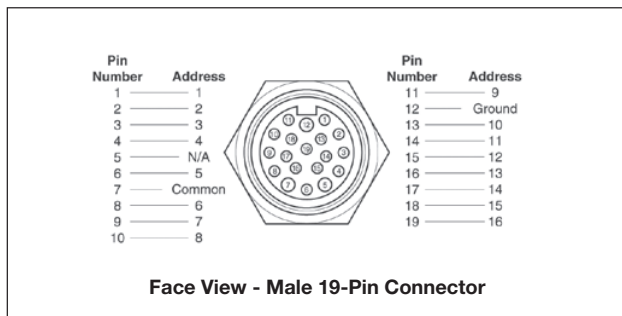
	A	B	C	D	E	E ₁	E ₂	F	F ₁	F ₂	G	G ₁ *	G ₂ *
H3	265	105	71	17	295	15	159	33	29	41	63	90	114

Maximum Solenoids Energized Simultaneously

HA HB code	Voltage D-Sub	25-pin round	19-pin M23	Single 12-pin Isysnet		
24 V DC	B9 / G9	24	16	8	32	
120 V AC*	23	24	16	8	32	
H1 H2 H3	Voltage code	25-pin D-Sub	19-pin round	Single 12-pin M23	Isysnet	SAM 3.0
12 V DC	45	13	13	8	N/A	N/A
24 V AC*	42	24	16	8	N/A	N/A
24 V DC	B9	20	16	8	21	4
120 V AC*	23	24	16	8	N/A	N/A

* Not CSA certified for 25-pin, D-Sub option.

19-Pin Round Brad Harrison



19-Pin Round Cable Specifications

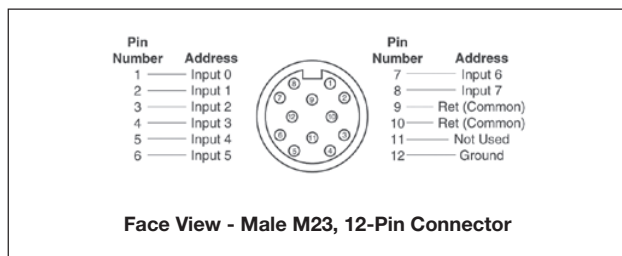
Common Pin "7" is rated for 8 amps. Cable common wire must be greater than total amperage of solenoids on Add-A-Fold assembly.

Example:- 8 station manifold, 16 solenoids,
120VAC - 16 x .039 amps = .63 total amp rating.
NEMA 4 rated with properly assembled NEMA 4 rated cable.

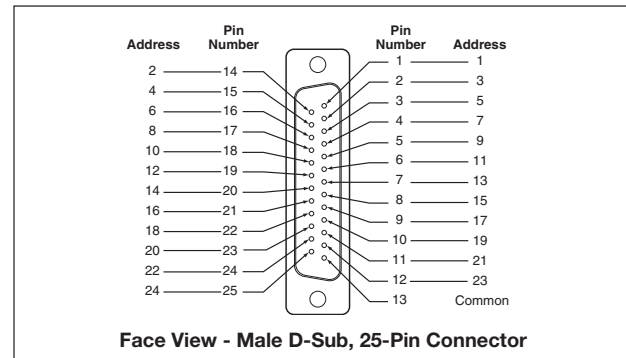
Brad Harrison #333030P80M050 16.40 ft. (Female to Male Cable)

Brad Harrison #333030P80M0100 32.80 ft. (Female to Male Cable)

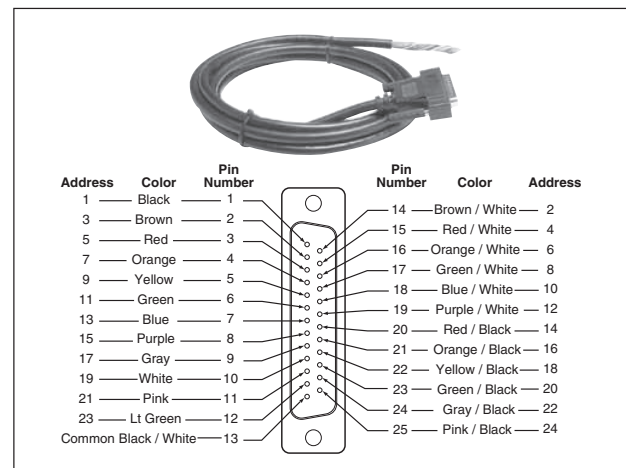
M23, 12-Pin Round Connector (Male)



25-Pin, D-Sub Connector (Male)



25-Pin, D-Sub Cable (Female)



25-Pin, D-Sub Cable Specifications

Common Pin "13" is rated for 3 amps. Common wire rating must be greater than total amperage of all solenoids on a Add-A-Fold assembly.

IP65 rated with properly assembled IP65 rated cable.

M23, 12-Pin Round Connector (Female)

