


Sour Service Products - High Pressure Fittings

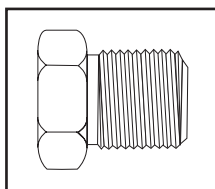
Pressures to 30,000 psi (2068 bar)

Parker Autoclave Engineers manufactures high pressure fittings for both standard oil field service where H₂S is not present and type SOGWO for service where H₂S is present. Utilizing Parker Autoclave Engineers high pressure coned-and-threaded connections, the SOGWO fittings detailed on this page are correlated for use with series 30VM-SOGWO and 60VM-SOGWO valves. Standard service fittings are correlated for use with series 30VM and 60VM valves. For complete information on standard service fittings, refer to Fitting and Tubing High Pressure Section.



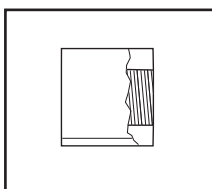
Connection Components

Type SOGWO valves and fittings are furnished **without** glands and collars. To order these components separately, use order numbers listed. When using plug, collar is not required.



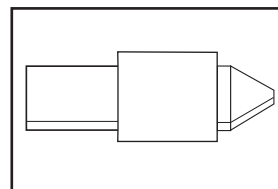
Gland

CGL () - 316 SOG



Collar

CCL () - 316 SOG



Plug

CP () - 316 SOG

Add tube size ()

1/4" - 40
3/8" - 60
9/16" - 90

Example:

1/4" Gland - CGL (40) - 316 SOG

To ensure proper fit use Parker Autoclave Engineers tubing.

Connection Type	Gland	Collar	Plug	Connection Components (Industry Standard)
F250C F375C F562C	CGL40-316SOG CGL60-316SOG CGL90-316SOG	CCL40-316SOG CCL60-316SOG CCL90-316SOG	CP40-316SOG CP60-316SOG CP90-316SOG	Parker Autoclave Engineer's high pressure SOG fittings 1/4, 3/8 and 9/16 connection components to 30,000 psi (2068 bar). For use with 30VM-SOGWO, 60VM-SOGWO valves and fittings.

Associated Products

A complete line of high pressure anti-vibration collet gland assemblies is available. Please refer to high pressure fitting and tubing section.

Catalog Number	Connection Type	Outside Diameter Tube	Pressure Rating psi (bar)*	Minimum Opening	Dimensions - inches (mm)							Block Thickness	Fitting Pattern
					A	B	C	D Typical	E	F	G Thickness		

Elbow

CL4400-SOGWO	F250C	1/4 (6.35)	30,000 (2068.39)	0.094 (2.39)	1.00 (25.40)	1.50 (38.10)	0.50 (12.70)	0.63 (15.88)	0.62 (15.75)	0.88 (22.35)		0.75 (19.05)	See Figure 1
CL6600-SOGWO	F375C	3/8 (9.53)	30,000 (2068.39)	0.125 (3.18)	1.50 (38.10)	2.00 (50.80)	0.53 (13.46)	0.81 (20.62)	1.00 (25.40)	1.25 (31.75)		1.00 (25.40)	
CL9900-SOGWO	F562C	9/16 (14.29)	30,000 (2068.39)	0.188 (4.78)	1.88 (47.75)	2.62 (66.55)	0.81 (20.57)	1.19 (30.23)	1.12 (28.45)	1.88 (47.75)		1.50 (38.10)	

Tee

CT4440-SOGWO	F250C	1/4 (6.35)	30,000 (2068.39)	0.094 (2.39)	1.25 (31.75)	2.00 (50.80)	0.50 (12.70)	0.63 (15.88)	0.88 (22.35)	1.00 (25.40)		1.00 (25.40)	See Figure 2
CT6660-SOGWO	F375C	3/8 (9.53)	30,000 (2068.39)	0.125 (3.18)	1.56 (39.62)	2.00 (50.80)	0.53 (13.46)	0.81 (20.62)	1.06 (26.92)	1.00 (25.40)		1.00 (25.40)	
CT9990-SOGWO	F562C	9/16 (14.29)	30,000 (2068.39)	0.188 (4.78)	2.12 (53.85)	2.62 (66.55)	0.81 (20.57)	1.19 (30.23)	1.38 (35.05)	1.31 (33.27)		1.50 (38.10)	

Cross

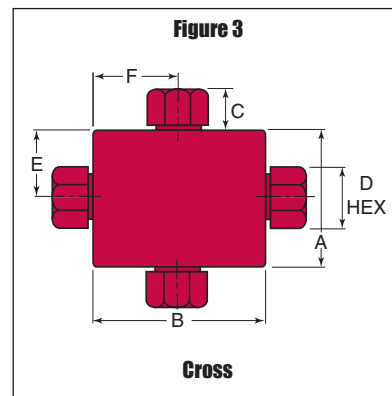
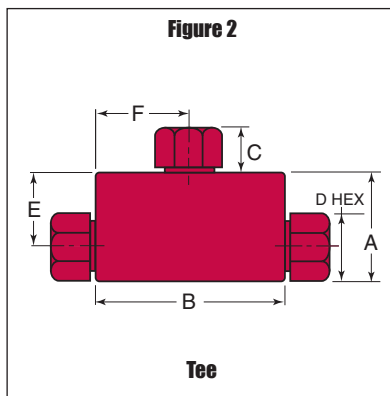
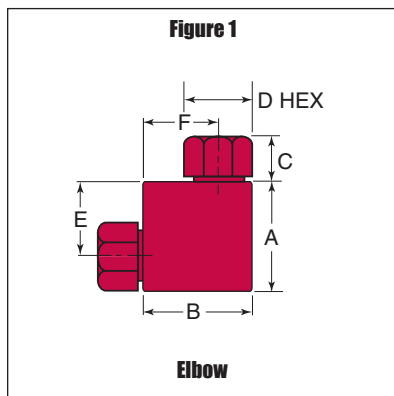
CX4444-SOGWO	F250C	1/4 (6.35)	30,000 (2068.39)	0.094 (2.39)	1.25 (31.75)	2.00 (50.80)	0.50 (12.70)	0.63 (15.88)	0.62 (15.75)	1.00 (25.40)		1.00 (25.40)	See Figure 3
CX6666-SOGWO	F375C	3/8 (9.53)	30,000 (2068.39)	0.125 (3.18)	2.12 (53.85)	2.00 (50.80)	0.53 (13.46)	0.81 (20.62)	1.06 (26.92)	1.00 (25.40)		1.00 (25.40)	
CX9999-SOGWO	F562C	9/16 (14.29)	30,000 (2068.39)	0.188 (4.78)	2.75 (69.85)	2.62 (66.55)	0.81 (20.57)	1.19 (30.23)	1.38 (35.05)	1.31 (33.27)		1.50 (38.10)	

*Maximum pressure rating is based on the lowest rating of any component.
Actual working pressure may be determined by tubing pressure rating, if lower.

NOTE: All sour oil and gas valves and fittings supplied without collars and glands unless otherwise specified.

All dimensions for reference only and subject to change.

For prompt service, Parker Autoclave Engineers stocks select products. Consult your local representative.



Note: Fittings such as 45° elbows, reducer elbows, and reducer 45° elbows are available upon request.
For mounting hole option add suffix PM to catalog number, consult factory for mounting hole dimensions.
Contact your local sales representative for additional information.

Catalog Number	Connection Type	Outside Diameter Tube	Pressure Rating psi (bar) *	Minimum Opening	Dimensions - inches (mm)							Block Thickness	Fitting Pattern
					A	B	C	D Typical	E	F	G Thickness		

Straight Coupling/Union Coupling

60F4433-SOGWO	F250C	1/4	30,000	0.094	0.75	1.38	0.50	0.63	Straight	See Figure 4
60UF4433-SOGWO		(6.35)	(2068.39)	(2.39)	(19.05)	(35.05)	(12.70)	(15.88)	Union	
60F6633-SOGWO	F375C	3/8	30,000	0.125	1.00	1.75	0.53	0.81	Straight	
60UF6633-SOGWO		(9.53)	(2068.39)	(3.18)	(25.40)	(44.45)	(13.46)	(20.62)	Union	
60F9933-SOGWO	F562C	9/16	30,000	0.188	1.38	2.19	0.81	1.19	Straight	
60UF9933-SOGWO		(14.29)	(2068.39)	(4.78)	(35.05)	(55.63)	(20.57)	(30.15)	Union	

Bulkhead Coupling

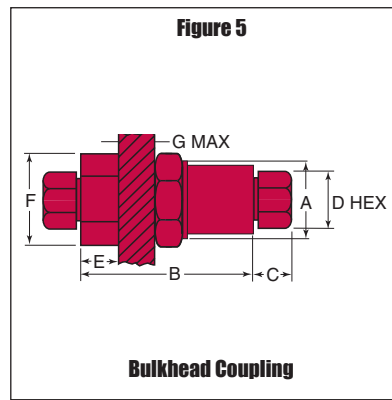
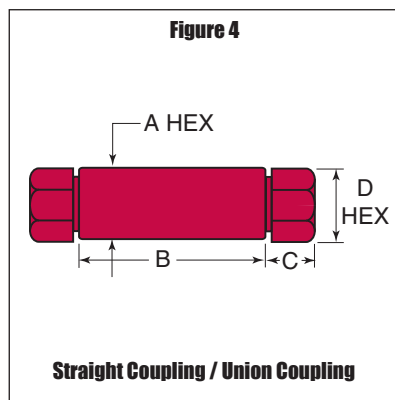
60BF4433-SOGWO	F250C	1/4	30,000	0.094	0.094	1.88	0.50	0.63	0.50	1.00	0.38	See Figure 5
		(6.35)	(2068.39)	(2.39)	(23.88)	(47.75)	(12.70)	(15.88)	(12.70)	(25.40)	(9.65)	
60BF6633-SOGWO	F375C	3/8	30,000	0.125	1.12	2.38	0.53	0.81	0.78	1.38	0.38	
		(9.53)	(2068.39)	(3.18)	(28.45)	(60.45)	(13.46)	(20.62)	(19.81)	(35.05)	(9.65)	
60BF9933-SOGWO	F562C	9/16	30,000	0.188	1.69	2.75	0.81	1.19	1.00	1.88	0.38	
		(14.29)	(2068.39)	(4.78)	(42.93)	(69.85)	(20.57)	(30.23)	(25.40)	(47.75)	(9.65)	

*Maximum pressure rating is based on the lowest rating of any component.
Actual working pressure may be determined by tubing pressure rating, if lower.

NOTE: All sour oil and gas valves and fittings supplied without collars and glands unless otherwise specified.

All dimensions for reference only and subject to change.

For prompt service, Parker Autoclave Engineers stocks select products. Consult your local representative.



Union Couplings are designed with a removable seat insert allowing disassembly and tubing removal without the necessity of loosening other items in a line.